

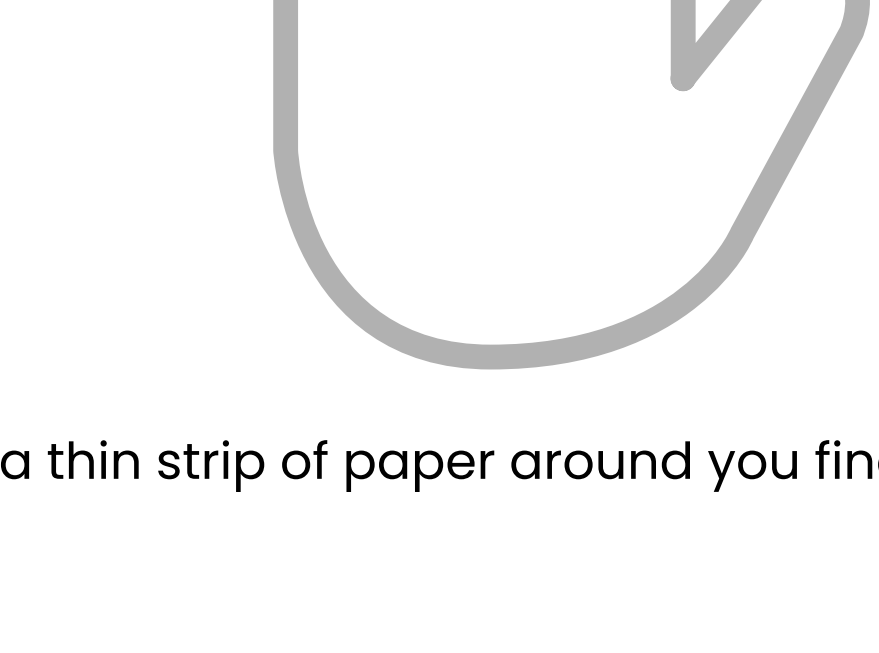


Finding Your Ring Size

1. If You Don't have a ring


A thin strip of paper, a pen and a ruler

Step 1



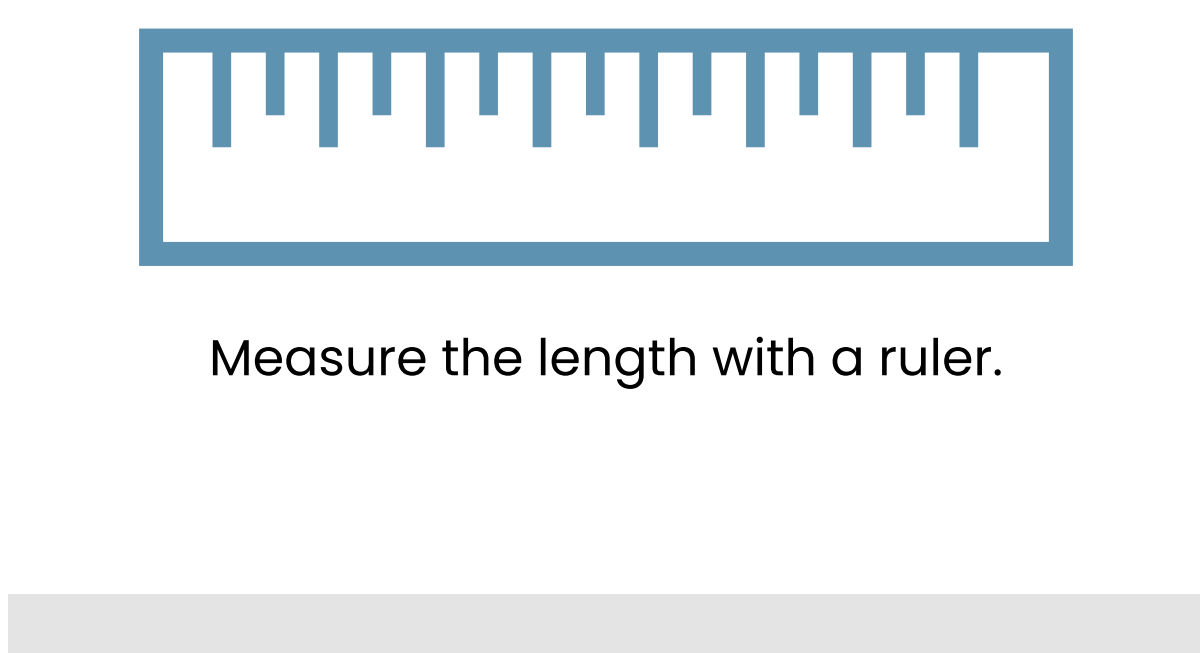
Wrap a thin strip of paper around you finger.

Step 2



Mark the meeting point with o pen.

Step 2



Measure the length with a ruler.

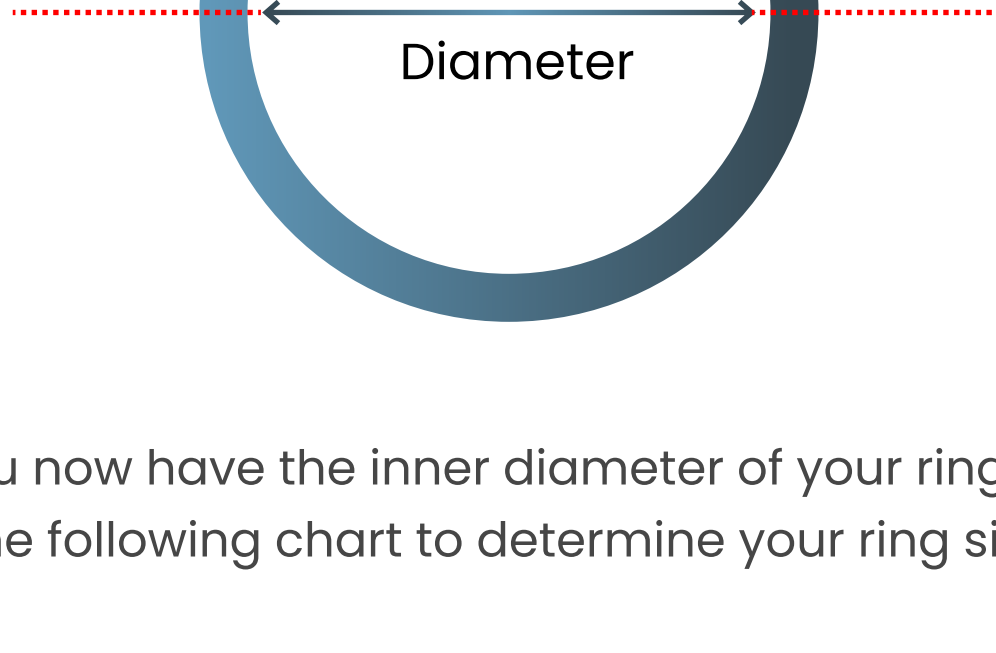
You now have the circumference of your ring. use the following chart to determine your ring size.

Size are for **Indian** Scale

Ring Size	Circumference		Ring Size	Circumference	
	(mm)	(inches)		(mm)	(inches)
5	44.8	1.76	19	59.1	2.33
6	45.9	1.81	20	60.0	2.36
7	47.1	1.86	21	60.9	2.4
8	48.1	1.89	22	61.9	2.44
9	49.0	1.93	23	62.8	2.47
10	50.0	1.97	24	63.8	2.51
11	50.9	2	25	64.7	2.55
12	51.8	2.04	26	66.0	2.6
13	52.8	2.08	27	66.9	2.63
14	54.0	2.13	28	67.9	2.67
15	55.0	2.16	29	69.1	2.72
16	55.9	2.2	30	70.1	2.76
17	56.9	2.24			
18	57.8	2.28			

1. If You t have a ring

- 1.Place the ring
- 2.Measure the largest on the ruler.
- 3.measure the distance from center between thr inner edges of your ring



you now have the inner diameter of your ring. us the following chart to determine your ring size.

Size are for **Indian** Scale

Ring Size	Diameter (in mm)	Ring Size	Diameter (in mm)
5	13.9	19	18.1
6	14.6	20	19.1
7	15.0	21	19.4
8	15.3	22	19.7
9	15.6	23	20.0
10	15.9	24	20.3
11	16.2	25	20.6
12	16.5	26	21.0
13	16.8	27	21.3
14	17.2	28	21.6
15	17.5	29	22.0
16	17.8	30	22.3
17	18.1		
18	18.4		